

Leslie®



OWNER'S MANUAL

Model: 002-LESLIE PEDAL

2014 Hammond USA LP0612

SAFETY INFORMATION

- There is nothing you can fix or adjust inside, so do not open it up. In the rare instance that this Pedal malfunctions, contact Hammond USA.
- Do not let it (or the AC adapter) get wet under any circumstance.
- Do not use it, store it, or transport it anywhere near a heat source. That means direct sunlight, too.
- This Pedal can only be used with the provided AC power supply (003-AD-LP1). Other “Wall Warts” that you can buy will cause malfunction and void your warranty.
- Treat it kindly - do not drop it, or expose it to excess vibration. (Although the excessive Good Vibes you’ll get from playing this pedal are acceptable.)
- Pull the plug when not in use - and remove the adapter from the wall socket. Do not transport the Pedal with the AC adapter plug attached.




THE LESLIE HERITAGE

Congratulations on purchasing the FIRST EVER Digital Leslie Pedal. If this is your first LESLIE, Welcome to our family; if you're already one of us, welcome home.

The Leslie Speaker was invented by Donald H. Leslie in 1940 to make the Hammond Organ sound more like a Theatre Pipe Organ, but even Don Leslie couldn't begin to imagine the impact his invention would have in all corners of the music world from that day forward.

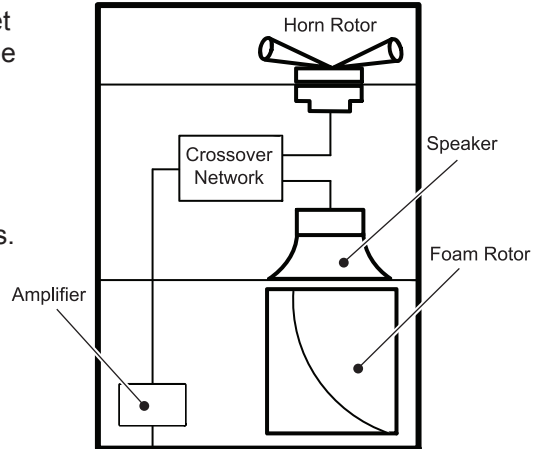
The swirling, lush sound of a Leslie speaker has been applied to almost every instrument one can think of, including the human voice. Engineers and tinkerers everywhere have always come up with ways to "hook up a Leslie" to their Guitar, Violin, Horn, or Vocal Mic.



THE LESLIE HERITAGE

The sound was a success, but triumph becomes bittersweet when faced with the reality of moving a 150 lb. hardwood cabinet (without handles or wheels). There had to be a better way.

Every musical instrument and effect was successfully duplicated in the digital realm, except one - The Leslie Speaker. Almost from the start, there were copies and clones. As the transistor age dawned, electronic attempts to duplicate the Leslie effect appeared, but none had the soul or sound of the genuine article. When the digital age began, the goal drew a little closer, but the true Leslie sound still proved to be elusive.



THE LESLIE HERITAGE

The Hammond and Leslie Engineers, some of which were contemporaries of Don Leslie himself, set out to do what has seemed impossible - to make a purely Digital Leslie worthy of that legendary name. In 2012, the Hammond SK1 was released to instant acclaim, and word spread quickly that the Digital Leslie onboard that 15 pound wonder truly and finally “nailed” the genuine Leslie sound. Not only nailed it, but made it user-customizable, with profiles of the many popular Leslies throughout the years.

It seemed selfish to keep that breakthrough only at the hands of keyboardists, and the LESLIE PEDAL you now own is the fulfillment of the work and research that made the seemingly impossible, possible. A genuine LESLIE you can move with ease, that will fit any stage, and has all the power of its big brothers.

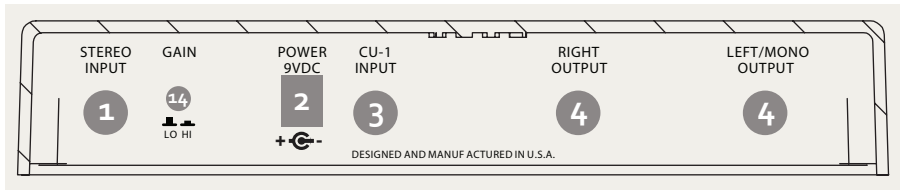
Leslie *is* The Sound, The Soul, The ONE.

Now go take *your* instrument for a spin!

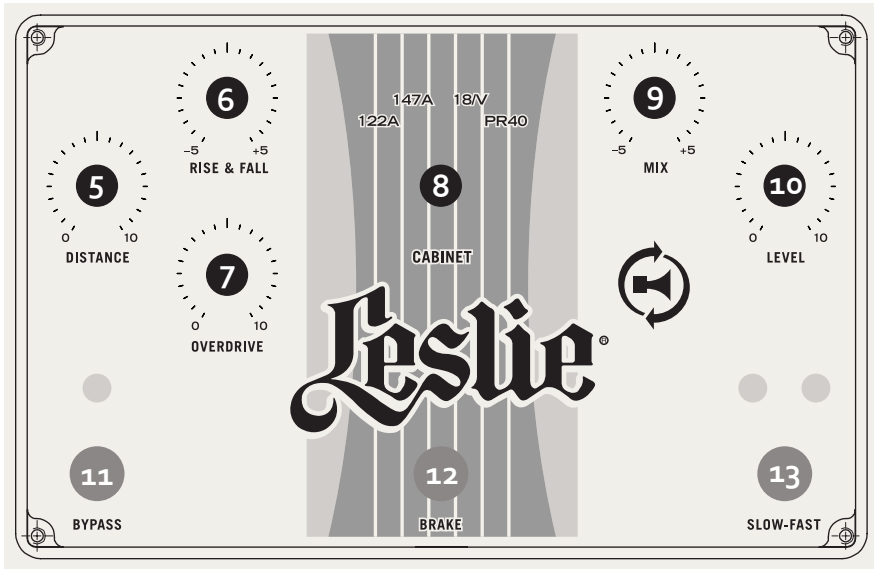
CONNECTIONS

1. **INPUT:** The input jack is a STEREO ¼" Tip-Ring-Sleeve jack. It will also accept standard Mono ¼" cables. When a MONO cable is being used, the Leslie Pedal will convert the Leslie effected signal into a Stereo output. If you use a Stereo "Insert Cable" adapter (Male TRS ¼" plug to dual mono ¼" jacks) you can run any stereo input into the pedal.
2. **POWER 9 VDC:** Connect the provided Power Adapter here. Very few AC adapters are suitable for use with this Leslie Pedal. They are underpowered, and may damage your pedal. Please USE ONLY the Power Adapter provided.
3. **CU-1 INPUT:** This TRS (Tip-Ring-Sleeve) jack accepts the HAMMOND CU-1 traditional "Half Moon" Leslie Speed Switch.
4. **LEFT/RIGHT OUTPUTS:** ¼" Jacks with Line-Level Output. Stereo use is encouraged for best and most accurate results, but if Mono output is needed, use the LEFT output. NOTE: If you are connected with a MONO cable, the Leslie Effect will be output in Stereo, but in BYPASS mode, only the Left Channel will be output.

CONNECTIONS



CONTROLS



CONTROLS

The LESLIE PEDAL provides all the real-time controls needed to tailor the exact LESLIE effect you desire.

5. **DISTANCE:** Sets the distance of the Virtual Mic from the Virtual Rotating Elements. “0” represents the closest position, “10” represents approximately 3 feet away.
6. **RISE & FALL:** (Ramp Up/Down) Each of the 3 Rotary Cabinet Profiles has its own Rise and Fall speeds that are accurate to the actual Leslie model it is based on. You can increase or decrease these speeds, preserving the individual high/low ratios. -5 is Slower and +5 is faster. At the center position, the rise and fall time setting is consistent with that of the actual Leslie model selected by CABINET.
7. **OVERDRIVE:** The Leslie Pedal OVERDRIVE function models the classic 40W tube amplifier front end found in Leslie models 122 and 147. The classic Leslie tube amplifier is beautifully non-linear, reacting more strongly to louder input signals. Your Leslie Pedal OVERDRIVE reacts the same way, and is dependent upon the level of the Leslie Pedal’s input. A larger input signal into the Leslie Pedal effectively

CONTROLS

“pushes” the overdrive harder, thereby creating a more pronounced distortion effect, proportional to a classic Leslie amplifier. Softer input signals create significantly less overdrive. To give the OVERDRIVE control more flexibility over a wider range of input signals, a full 6dB of signal boost can be attained by setting the GAIN switch to high.

8. CABINET SELECTOR: The LESLIE PEDAL offers 4 Cabinet Profiles:

MODEL 122A

The “Classic” Leslie, made famous as paired with a 1950s Hammond B-3.

MODEL 147A

A slightly brighter sound, often referred to as the “Rock and Roll” Leslie

MODEL 18V

The Original “Vibratone” Guitar Leslie with one spinning drum

MODEL PR-40

The Original Hammond Organ Tone Cabinet. This cabinet model is a non-rotary cabinet model. There is no “spinning” effect. The following controls have no effect in this setting: BRAKE, SLOW/FAST, DISTANCE, RISE/FALL.

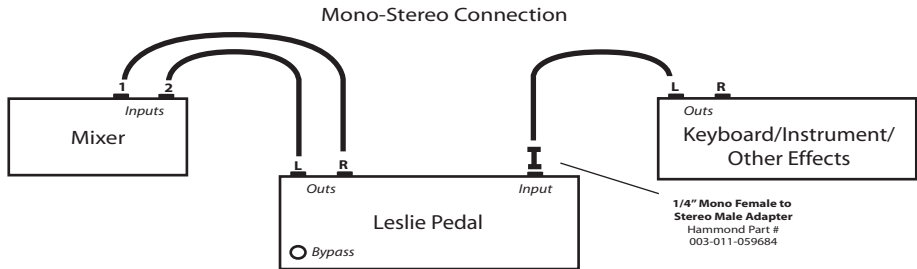
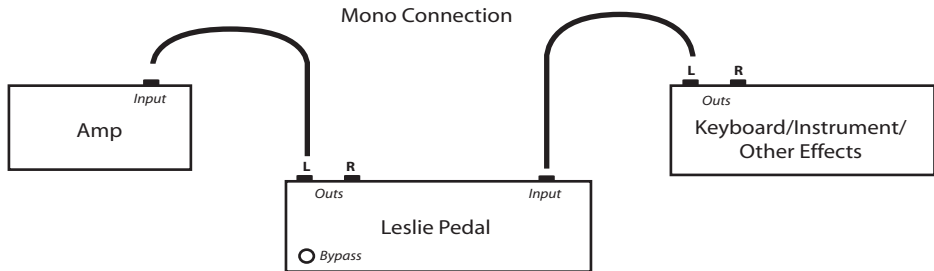
CONTROLS

9. MIX: This controls the balance between the Treble (Upper) and Bass (Lower) Virtual Rotors. -5 favors the Bass and +5 Favors the Treble. Center Position is equal volume.
10. LEVEL: Controls the level of the Leslie effect, relative to the bypass level.
11. BYPASS (FOOTSWITCH): True bypass circuitry directly hardwires the input to output when bypassed to avoid any loss of fidelity, and engages the effect at the press of a switch. NOTE: If you are connected with a MONO cable (like a guitar), the Leslie Effect will be output in Stereo, but in BYPASS mode, only the Left Channel will be output. A 1/4" mono female to stereo male adapter cable is available through Hammond USA, which distributes the signal evenly to both sides of the Stereo input. When the pedal is in BYPASS mode, left_in goes to left_out and right_in goes to right_out. No bleeding or cross-connections (it is a hard wired, true bypass). Red LED is lit when BYPASS is engaged.

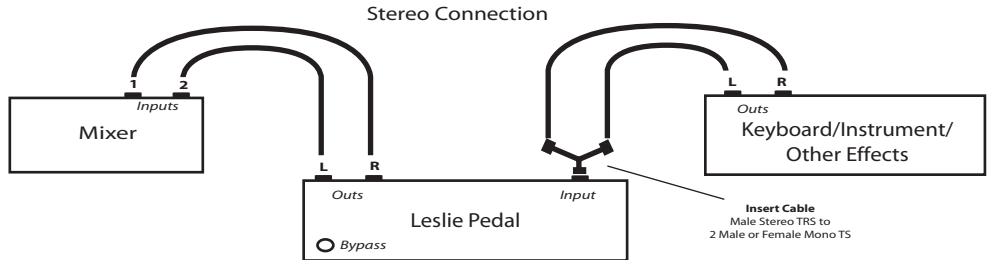
CONTROLS

12. BRAKE (FOOTSWITCH): Pressing this button Decelerates the Virtual Rotors to full stop. The Deceleration is a fixed value, and the Virtual Rotor's positions at rest will stop at Center. A convenient feature compared to physical Leslie that will stop arbitrarily. When the BRAKE is engaged both yellow and green LEDs stop flashing.
13. SLOW/FAST (FOOTSWITCH): Toggles between "SLOW" (or "Chorale") and FAST (or "Tremolo") Virtual Rotor Speeds. The accompanying yellow and green LEDs indicate the Virtual Rotor's status.
(Note: Yellow = lower rotor speed, Green = upper rotor speed)
14. GAIN (On Rear Connector Panel): Engaging this switch will boost Output gain by 6db. This higher Gain position is for applications using a dynamic pickup like a Guitar, Violin, etc. Adjust this switch to best suit your instrument.

CONNECTION DIAGRAMS



CONNECTION DIAGRAMS



CONTROLS

TIPS

- Stereo operation is preferred to mono.
- When using with a Guitar, insert this Leslie Pedal LAST in your chain, following anything that induces Overdrive or Distortion.
- If you are using a mono input, and require two channels of output in BYPASS mode, use a mono to stereo splitter on the input jack.

SPECIFICATIONS

Signal Processing:	32-bit 150 MIPS Pittsburgh Digital DSP
Analog/Digital Conversion:	24-bit 115dB, PS -87 dBA w/A weighted
Digital/Analog Conversion:	24-bit 115dB, PS -87 dBA w/A weighted
Input Sensitivity:	0dBV (low gain) and -6dBV (high gain)
Input Impedance:	500k ohm nominal
Output Impedance:	150 ohm nominal
Output Level:	+6dBV
Dimensions:	7 5/16" (18.7 cm) (L), 2 1/4" (5.6 cm) (H), 4 3/4" (12 cm) (W), 1 lb 9oz (709g)
Current Draw:	300 mA (maximum)
AC Adapter:	007-AD-LP1 (FY0901000 / ZF120A-1201000) Input: 100-240V, 50/60Hz, 0.25A/0.35A Max, Output: DC9V, 1000mA Center Negative UL and RoHS approved
Optional Accessories:	CU-1 Half Moon Switch 1/4" Mono Female to Stereo Male Adapter (part # 003-011-059684)

WARRANTY

We guarantee that your pedal will be free of defects in workmanship for a period of one (1) year from the date of purchase. We also guarantee the continued operation of all components for a period of one (1) year from the date of purchase. Within this one year period Hammond will repair or replace at our discretion any pedal that ceases to function properly as a result of faulty workmanship or materials.

This warranty can be voided by any of the following:

- Removal or replacement of any component,
- Prolonged exposure to elements
- Abuse above and beyond normal wear and tear
- Application of incorrect power supply

No pedal shall be repaired or replaced that shows signs of abuse and/or modification. It is the sole responsibility of the end user to provide dated proof of purchase to validate the warranty, if warranty service is requested. All warranty requests **MUST** be pre-approved by the appropriate Hammond headquarters.

Model: _____ Dealer Purchased From: _____ Date Purchased: _____

SERVICE

Hammond USA maintains a policy of continuously improving and upgrading its instruments and therefore reserves the right to change specifications without notice. Although every attempt has been made to insure the accuracy of the descriptive contents of this manual, total accuracy cannot be guaranteed. Should the owner require further assistance, inquiries should first be made to your Authorized Hammond and/or Leslie Dealer. If you still need further assistance, contact the Hammond office appropriate for your region.

Hammond USA

743 Annoreno Drive

Addison, IL 60101

Phone: (630) 543-0277

Fax: (630) 543-0279

Email: info@hammondorganco.com

Website: www.hammondorganco.com

Hammond Suzuki Europe

Ir. D.S. Tuynmanweg 4A

4131 PN Vianen, The Netherlands


Tel: +31-347-370594

Fax: +31-347-370621

Email: info@hammond.eu

Website: www.hammond.eu

Hammond USA and Hammond Suzuki Europe are wholly-owned subsidiaries of Suzuki Musical Instrument Corp of Japan.



Designed and Manufactured in the USA